



Counting the Costs:

An Introduction to Financial Aid for Private and Independent Schools for Families

Anita Harper | National Director, Client Success, SSS

© 2020 Community Brands HoldCo, LLC. All rights reserved.





Who and What

Who is responsible for your child's education?

What is financial Aid?

Financial Aid...

A form of a grant from the school based on each families' individual financial need.



Financial aid comes from the school, not from SSS.



Each school has a specific Financial aid budget.



If you qualify you, the award does not require repayment.





Why, When, and Where

Why should I apply for FA?

When should I start planning?

Where should I go for more help?



Know the school's expectations

- Most deadlines fall between January – March.
- Do your taxes early.
- Be honest.
- Missed deadlines = missed dollars!



Make a budget

- Add all sources of income - (subtract) all expenses.
- Know what you can afford.
- Remember: Your child's education costs are your responsibility.

When do I start?

The **2021-2022**
application opened
October 2, 2020.

Do **not** wait
for an admission
decision.



How do I apply?

How do I apply?

1. Request financial aid information when you first contact the school for admission information
2. Know and gather all the documents you'll need:

Parents' Financial Statement (PFS)

- Online application
- \$55 fee (nonrefundable)

School-specific forms

- Additional school forms required as part of your FA application

Tax-related documents

- 1040's (w/all schedules)
- W2
- 1099
- K-1's
- Mortgage/bank statements





How is an award calculated?

How is an award calculated?



Income

INCOME
(money coming in)

- minus -

EXPENSES
(money going out)



Assets

ASSETS
(what you own)

- minus -

LIABILITIES
(what you owe)



Family Members

(everyone who lives
In the house)



How is an award calculated?

SSS takes all items into consideration to determine your discretionary income.

SSS recommends to the school what portion of your discretionary income is available to pay for education.

Each school will verify the information you presented, then calculate their ability to meet your remaining need.



How is an award calculated?

$$\begin{array}{r} \text{Total Cost of Attendance} \\ - \text{Family Contribution (as calculated by SSS)} \\ \hline \text{Total Financial Need} \end{array}$$



Financial aid offer from school

based off % need the school meets





How do I start?

Enhanced Family Experience



- One form, for one fee, for any number of siblings, for any number of schools.
- Shorter application (for qualifying families).
- Fee waived for SSS neediest families.
- Ability to upload and manage documents.
- Built-in hints, tips, and question-by.-question instructions

Family Portal Login

https://sssbynais.force.com/familyportal/FamilyLogin?startURL=%2Ffamilyportal

SCHOOL & STUDENT™ SERVICES
by communitybrands

Welcome to the Parents' Financial Statement (PFS) Online

Applying for financial aid has never been easier. It's one form for one fee, any number of siblings, and any number of schools.

*** New Users: Create a New Account**


Are you a returning family with an existing account?


Log in below to start a new Parents' Financial Statement (PFS) for the next academic year or to review your existing PFS.


Email


Password

LOGIN [Reset Password](#) [Get Help Signing In](#)


CREATE
Create an Account


COMPLETE
Complete your PFS Online


SUBMIT
Submit your PFS Online to all the schools you are applying to.


REVIEW
Make changes or check the status of your Financial Aid Application.

community brands SSS © 2020 All Rights Reserved [Privacy Statement](#)

Click in the teal box for a new user

Log back in as a returning user

<https://sssbynais.force.com/familyportal>

Dashboard

Help Center

PFS

My Documents

Messages

Awards

When logging in or returning you will land on your Family Portal Dashboard

PFS Status: Incomplete

Welcome to Your 2021-2022 Family Portal Dashboard

Your Dashboard will provide you with an overview of your progress with the Parents' Financial Statement and once it is paid and submitted, you will also see the status of any required Documents that your selected School(s) are requiring.

Click on PFS to start/return to or complete your PFS

Click on My Documents to upload the documents schools are requiring



DOWNLOAD THE PFS WORKBOOK



COMPLETE YOUR PFS



PAY AND SUBMIT



MANAGE DOCUMENTS
OR UPDATE YOUR PFS

Last section completed: **4. Household Summary**

Para asistencia en español: ¡Tenemos varios recursos disponibles! [Haga clic aquí para visitar la página de Recursos](#). También puede alternar la aplicación PFS al español. Haga clic en 1. Información del padre / tutor en Información del hogar en el menú de navegación izquierdo para ajustar la preferencia de idioma.

Applying for School Year 2021-2022

☐ I acknowledge this application is for the school year listed above, and it is non-transferable to a different school year. If the school year above is not the school year you intend to apply for, please click "Cancel", then change the Application Year at the top right of the Dashboard next to your name.

Please Note: If you have missed your school's application deadline, please confirm required next steps with the school. If you are unable to change the application year, you may have missed the application deadline and will need to communicate with the school on how to proceed.

Save

Cancel

During October to December there are 2 active application years. Ensure you are completing the right application. SSS cannot transfer data from one application to the next. As well, there are no refunds if a wrong application is completed

It is important to review what you have put in the “Demographics” portion of your application. Make sure you have entered everything correctly – put in the correct date of births, etc. as these sections are not editable once you move from the page.

Household Information

1. Parent/Guardian Information

Fill in the contact information exactly as you do on tax and other official forms. The person who registers to create a PFS Online account will automatically be listed as Parent/Guardian A. Parent/Guardian A first and last names cannot be edited.

Parent/Guardian A

Prefix

☐ Please note that once this page is saved, you will not be able to make adjustments to several fields. Are you sure you would like to continue?

Yes No

Cancel Save & Exit Save & Next

Household Information ?

✓ 1. Parent/Guardian Information

✓ 2. Applicant Information

✓ 3. Non-Applicant Dependent Information

✓ 4. Household Summary

School Selection ?

✓ 5. Select Schools

Family Income ?

✓ 6. Basic Tax Information

✓ 7. Total Taxable Income

✓ 8. Total Nontaxable Income

✓ 9. Applicant Income

Family Assets & Debts ?

✓ 10. Real Estate

✓ 11. Vehicles

✓ 12. Other Assets & Debts

Family Expenses ?

✓ 13. Educational Expenses

✓ 14. Other Expenses

Monthly Income and Expenses

✓ MIE1. Monthly Income and Expense Statement

Other Information ?

✓ 20. Other Considerations

Print PFS

Household Information

2. Applicant Information

Guide Me

Cancel

Save & Exit

Save & Add Another Applicant

Please confirm that the information entered is correct. Once an applicant is saved the name can no longer be edited.

▼ Applicant 1

First Name

lukie dukie

Middle Name

Last Name

harper

Suffix

--No

Birthdate

12/12/2012 [10/5/2016]

Gender

Male ▼

Social Security Number (enter last 4 digits only)

XXXX

Current Grade

Pre-K ▼

Current School

my house

What grade will the student enter in 2017?

Kindergarten ▼

Green checkmarks indicate a completed section.

Red boxes indicate a required entry.

Section Preview: Provides tips on section preparation/readiness

Household Information

?

What's in this Section

When SSS estimates your family's ability to contribute to educational expenses, it takes into consideration the number of children and dependents you support.

The "Household Information" section of the Parents' Financial Statement (PFS) asks you to identify and describe **all the people in your household**. This includes:

- Parents/Guardians:** Information is also collected about parents/guardians residing outside the household.
- Applicants:** Applicants are any dependents applying for financial aid through this application.
- Dependents:** A dependent is identified as any non-applicant individual—child or adult—for whom you provide at least 50% of their financial support each year.

Tip: Enter names exactly as they appear on tax and other official forms.

📁

What You Need for this Section

Gather any documents you have that can help you answer questions about the members of your household:

- Full names
- Birthdates
- Other biographical information

Find more tips at <http://sssbysnails.org/parents/learn/tips-for-a-successful-application>

Step 1: Locate the school and select the school

School Selection

5. Select Schools

Cancel

Save & Exit

Save & Next

Look Up and Select Schools and Organizations

Enter SSS Code

Enter School Name

Select Country

State/Province

Enter City

Enter Zip Code

Find SSS Subscribers

Assign Student Applicants to Schools or Organizations

Please assign your Student Applicant to your selected School(s) or Organization(s). You will need to input their current enrollment status and if they will be attending the day school or boarding (if applicable).

Selected Schools: Power Evans Academy

Student Applicant	School Name	SSS Code	Day/Boarding	Currently Enrolled?	Submission Deadline
--None--	--None--				

Schools or Organizations you are Applying to

Select the "Edit" option to change the enrollment or day/boarding selections for your applicant(s).

Edit

Applicant: Shannon Harper						
School Name	Address	SSS Code	Day/Boarding	Currently Enrolled?	Submission Deadline	
Power Evans Academy	exeter, NH	8675309	Day	No		Remove School

Cancel

Save & Exit


Save & Next

Step 2: Apply the school to the student. SSS does **not** assume every school you select should be added to each student!

▼ Retirement Plans

12d. Is there an employee retirement plan for Parent/Guardian A?*

No ▼

12f. Enter the total value of any IRA, pension or other retirement plan held by the parent(s)/guardian(s). 

30,000

▼ Debts

12g. Enter your total outstanding debt.*

0

Do include

- Past educational debt of parents
- Encumbrances against home or other real estate
- Past medical/dental expenses
- Debts from investments
- Living expenses if business failure, prolonged illness, unemployment, etc, have depleted assets
- Past business debt
- Natural disasters not insured
- Past funeral expenses
- Past legal fees

Do not include

- Mortgages
- Business, farm, car or consumer debt (purchases charged to credit cards)
- Debts for routine home repairs
- Schooling expenses for children
- Travel expenses
- Other debts listed elsewhere in this form

READ

Many of the questions give you the guidance you need. Ensure to read the “Do(s)” and “Don’t(s)”

Look for inline guidance for help

Cancel

Save & Exit

Save & Next

▼ Medical/Dental Expenses

2019 ⓘ

14a. Enter the total medical/dental expenses you paid that were not reimbursed by insurance companies.* ⓘ

You only need to enter your medical/dental expenses if you spent more than 5% of your total income. Based on your prior responses, we estimate this threshold to be: \$0

No need to complete in one sitting.... You can always come back later if you need a break

Remember:
Read what is there. SSS will provide you what you need.

Almost done...

20. Other Considerations

Cancel

Save & Exit

Save & Next

20a. Use this space to tell schools any additional information you were not able to cover in the questions you answered.

My income is projected to go down a bit next year because I've been informed that I'm no longer eligible for overtime pay.

While SSS provides a comprehensive application you may want to communicate just a bit more to the school.

Other Considerations is a great spot to
“Tell Your Story.”

Need help?



Call us

800.344.8328

—In-season hours—

Mon – Fri: 9 a.m.- 11 p.m.

Sat: 9 a.m. – 8 p.m.

(Eastern Time Zone)



Email us

sss@solutionsbysss.com



Send us a message

through the
“Message” tab in the
Family Portal





Thank you.